

****IMPORTANT****

PARENT INFORMATION PACKET
FOR CHILDREN PARTICIPATING IN

Please hang on to this packet. It includes important information about costumes, RiverPark Center policies, rehearsal expectations, volunteer needs, makeup, hair requirements, and school day performance letter.

NEW Updates: PLEASE READ

To ensure safety for all, ODT has made the decision that all participants in In Concert featuring The Little Mermaid...Ariel's Return are required to wear a mask at all times, including during the performance.

ODT will provide your dancer with one performance mask, this mask is for the performance ONLY. Please write your child's name on the inside of the mask.

If you lose this mask a replacement mask will cost \$10.00.

***** FLOWER PICK UP: Flowers will be available for pick up before the start of all shows near the RiverPark Center Box Office. *****

Makeup – Make sure your dancer has their makeup by tech week (see the sheet on makeup).

Food – No food will be provided this year due to safety measures with Covid19. Extra performers may bring their own snacks for rehearsals and the performances. Please bring a refillable bottle for water, a water station will be located in the hallway near the dressing rooms.

Volunteers - An email will be sent out soon that will allow you to sign up to volunteer during the week. All volunteers will be asked to wear a mask and practice social distancing. Temperatures will be taken before entering.

Mask/Social Distancing – Please remind your performer to wear their mask and social distance at all times. Each performer will be given instructions on stage.

Illness/Symptoms – Please report any illness/symptoms ASAP to your performer's director.

Handy Checklist

- Checked rehearsal schedules for days, times, costume & makeup, costume only
- Checked RiverPark Center rehearsal policies, schedules, and protocols.
- Know where to enter & exit the RiverPark Center for rehearsals and performances
- Read and understand where to park on rehearsal & show days
- Volunteered to chaperone during Saturday performances
- Volunteered to chaperone during the Sunday performance
- Remembered a cover up for my performer to wear while in costume but not on stage
- Don't forget dancer's mask, refillable water bottle, snack, baggie of makeup, etc.
- Understand and know where I am to sign my child in & out following performances & receive check out sticker
- Purchased my own performance ticket

REHEARSALS AT RIVERPARK CENTER

**** ALL rehearsals at RiverPark Center include costume & makeup unless otherwise specified ****

OWENSBORO DANCE THEATRE & RIVERPARK CENTER POLICIES

PERSONAL ITEMS:

- Personal items are prohibited in the audience chambers & *must* be left in the dressing rooms. It is not wise to bring electronic games, phones, etc. Neither ODT nor RiverPark Center will be responsible for lost items.

COSTUMES:

- You **MAY** wear your costume into RiverPark Center. Please just make sure your dancer is wearing a cover up.
- Some items (props, head pieces, etc.) will be kept at RiverPark Center.

DRESSING ROOMS:

- Please see attached paper for your dancer's dressing room location.
- **PLEASE KEEP ALL DRESSING ROOMS/AREAS CLEAN**

PLEASE DO NOT WEAR COSTUMES TO THE RIVERPARK CENTER!

PARKING:

- There is no parking in former wax works parking lot, (lot with KY glass mirror.)
- All extras are to enter through the doors located at the rear of the RiverPark Center, designated by "Performers Enter Here" sign.
- **Do NOT use the RPC main entrance.**
- Extra cast members – it is very important that you enter where specified!
 - There will be a check in table where you need to be accounted for upon arrival.

FOOD / DRINKS:

- Are prohibited in the audience chambers at all times
- While in costume, if a child is eating/drinking, a cover up *must* be worn
- Children should **NOT** bring snacks or drinks into the auditorium as these items are prohibited at all times per RPC policy. Snacks may be eaten in the dressing room areas only.
- Snack will **NOT** be provided as normal; dancer should bring 1 bag of snacks and water.

SMOKING:

- Smoking is prohibited inside the building.

PERFORMANCE ETIQUETTE:

- Once the performance begins, patrons are asked to remain in their seats until intermission. It is extremely rude to the performers and other patrons to leave and return during a performance.
- Tickets for the Saturday evening and Sunday afternoon are available at RiverPark Center box office.
- Parents will NOT be allowed backstage unless they are chaperones and have been assigned by the Volunteer Coordinator to a specific duty.

REHEARSALS

1. **All rehearsals are mandatory (PLEASE BE ON TIME)**
 - **1 parent or guardian should remain with you student during rehearsals.**
 - ENTER THE RIVERPARK CENTER AS DIRECTED (back entrance) and CHECK IN at the table. **NO ONE IS TO ENTER THROUGH THE LOBBY**

PUBLIC PERFORMANCE (Saturday & Sunday)

- Please enter and exit RiverPark Center as for rehearsals and performances.
- You **MAY** wear costumes and makeup to RiverPark Center.
- Performers must go to their designated dressing rooms and stay until called backstage
- Cannon Hall will open 45 minutes before the public performance begins. You are not allowed backstage unless you are an authorized volunteer.
- Performers **MUST** remain in their dressing rooms at all times.

- NO ONE will be permitted to leave unless going to the stage to perform.
- Following the performance, performers will be kept in their dressing rooms until the entire performance is over. At that time, ONE parent/guardian (adult) should join the line at pick up location to sign their performer out.
- No child is allowed to leave during the performance.

Dressing Room Areas

***Old Apprentice Company Dressing Room (Right Side)**

-Adults

***Old Company Dressing Room (Left Side)**

-Guest Artist

***Workshop – Total: 29**

Company

***Founder’s Room – Total: 20**

Apprentice Company

***Green Room – Total: 6**

-Boy Sharks

-Urchin

***Berry Theatre – Total: 25**

-Crabs

-Angelfish

-Grouper

-Sea Horses

***Lobby by Berry Theatre – Total: 22**

-Rainbowfish

-Seashells

-Jellyfish

Rehearsal and Performance Protocol

***Entering RiverPark Center...**

Rehearsals- Enter the door 1 at a time (our normal entrance) on the east side of Backstage RPC. Signs will be posted.

Performances- Enter the same as for rehearsals and proceed to your dressing area. Signs will be posted.

***Checking in and protocol...**

Rehearsals-Performers and one (1) chaperone will check in outside the entrance & have a temperature check by staff members/volunteers. If temperature is above set standard, we will ask performer/chaperone to leave.

Performances- All performers will check in and be dropped off with above precautions taken.

***Dressing Areas:**

Signs with designated areas will be at check in table. Dressing areas are the following: Workshop, Founder's, Green Room, Berry Theater, and Lobby by the Berry.

***What to Bring:**

Performers are allowed costume(s), 1 bag with shoes, water bottle, snack, baggie of MAKEUP, etc. into the building.

***EXITING RIVERPARK CENTER:**

Rehearsals: Performer & chaperone will exit the door facing East in the hall past Stage doors. Signs will be posted. Performers & chaperone must leave immediately following their rehearsal. Rehearsals are spaced with ½hr between for cleaning and disinfecting. Please be prompt in leaving.

***Performances:**

Audience members will exit Cannon Hall by the ushers (starting with the back rows) by groups who are together. All audience members must exit the front doors of RPC. **PERFORMERS WILL BE TAKEN TO THEIR DRESSING AREA WITH ODT STAFF & VOLUNTEERS TO PICK UP THEIR BAG/BACKPACK. WHEN THEIR GROUP IS ANNOUNCED, ODT staff & volunteers will escort performers OUTSIDE OF THEIR DESIGNATED EXIT DOOR.** The sticker you received upon dropping them off must be shown (sticker or picture on your phone) to pick up performer in person (not in your vehicle). This sticker will also give you designated exit door for your dancer to be picked up.

***Hygiene Protocol:**

- Frequently wash hands or use hand sanitizer.
- Avoid touching your face.
- Use respiratory etiquette: Cover your mouth & nose when coughing or sneezing with a sleeve or tissue. ODT will have sanitizer & tissue in each Dressing Area & backstage.
- All belongings should be in a bag & only the owner should touch the bag.

***Sanitation Protocol:**

- ODT & RPC will provide daily & housekeeping as normal, with additional cleaning & disinfecting measures between all rehearsals and performances.
- Restrooms will be sanitized every hour.

***Social Distancing Protocol:**

- All floors and stage will be marked where performer can sit or stand.
- Choreography has been designed with social distancing requirements.
- Masks must be worn while performing. Normal breathing will be encouraged over forced breath cues.
- No hands-on cues will be used. All cues will be verbal or visual.
- The 6' social distancing will be maintained.

***Make-Up Protocol**

- What to bring: [Please see your attached sheet for make-up instructions](#)

REHEARSALS AT RIVERPARK CENTER

*All rehearsals are full dress unless otherwise noted. *

Tuesday, March 16th, 2021 (BLUE CAST)

3:30 pm Call for ODT Dancers, Urchin, and Adults
3:45-4:30 ODT Warm Up (**DINNER FOR PRODUCTION STAFF**)
4:00 pm Call for (BLUE CAST) Crabs, Angelfish, and Grouper
4:15 pm Call for Boy Sharks and (BLUE CAST) Sea Horses
4:30 pm Call for (BLUE CAST) Rainbowfish, Seashells, and Jellyfish
4:45-6:15 Walk through of The Little Mermaid...Ariel's Return (BLUE CAST)
6:15 pm Call for GRADSA Performers (**BREAK FOR PRODUCTION STAFF**)
6:30-8:00 pm Walk through ACT I (Seniors, Tap, and GRADSA)

Wednesday, March 17th, 2021 (YELLOW CAST)

3:30 pm Call for ODT Dancers, Urchin, and Adults
3:45-4:30 ODT Warm Up (**DINNER FOR PRODUCTION STAFF**)
4:00 pm Call for (YELLOW CAST) Crabs, Angelfish, and Grouper
4:15 pm Call for Boy Sharks and (YELLOW CAST) Sea Horses
4:30 pm Call for (YELLOW CAST) Rainbowfish, Seashells, and Jellyfish
4:45-6:15 Walk through of The Little Mermaid...Ariel's Return (YELLOW CAST)
6:15 pm (**BREAK FOR PRODUCTION STAFF**)
6:30-8:00 pm Walk through ACT I (Ballet, Joshua's, and Jon's)

Thursday, March 18th, 2021 (BLUE CAST)

3:30 pm Call for ODT Dancers, Adults, and Urchin
3:45-4:45 pm ODT Warm Up (**DINNER FOR PRODUCTION STAFF**)
4:00 pm Call for (BLUE CAST) Crabs, Angelfish, and Grouper
4:15 pm Call for Boy Sharks and (BLUE CAST) Sea Horses
4:30 pm Call for (BLUE CAST) Rainbowfish, Seashells, and Jellyfish
4:30-5:00 BOWS
5:00-6:15 pm Begin FULL RUN THROUGH of The Little Mermaid...Ariel's Return
6:15-6:30 Call for GRADSA (**BREAK FOR PRODUCTION STAFF**)
6:30-7:45 FULL RUN THROUGH OF ACT I

Friday, March 19th, 2021 (YELLOW CAST)

3:30 pm Call for ODT Dancers, Adults, and Urchin
3:45-4:45 pm ODT Warm Up (**DINNER FOR PRODUCTION STAFF**)
4:00 pm Call for (YELLOW CAST) Crabs, Angelfish, and Grouper
4:15 pm Call for Boy Sharks and (YELLOW CAST) Sea Horses
4:30 pm Call for (YELLOW CAST) Rainbowfish, Seashells, and Jellyfish
4:30-5:00 BOWS
5:00-6:15 pm Begin FULL RUN THROUGH of The Little Mermaid...Ariel's Return
6:15-6:30 (**BREAK FOR PRODUCTION STAFF**)
6:30-7:45 FULL RUN THROUGH OF ACT I

Saturday, March 20th, 2021 (BLUE CAST)

5:00 pm Call for ODT Dancers, Adults, and Urchin
5:15-6:15 pm Warm Up
5:45 pm Call for (BLUE CAST) Crabs, Angelfish, and Grouper, GRADSA
6:00 pm Call for Boy Sharks and (BLUE CAST) Sea Horses
6:15 pm Call for (BLUE CAST) Rainbowfish, Seashells, and Jellyfish
7:00 pm Begin FULL PERFORMANCE of In Concert featuring The Little Mermaid...Ariel's Return

Sunday, March 21st, 2021 (YELLOW CAST)

1:00 pm Call for ODT Dancers, Adults, and Urchin
1:15-2:15 pm Warm Up
1:45 pm Call for (YELLOW CAST) Crabs, Angelfish, and Grouper, GRADSA
2:00 pm Call for Boy Sharks and (YELLOW CAST) Sea Horses
2:15 pm Call for (YELLOW CAST) Rainbowfish, Seashells, and Jellyfish
3:00 pm Begin FULL PERFORMANCE of In Concert featuring The Little Mermaid...Ariel's Return

In Concert featuring The Little Mermaid...Ariel's Return Scenes

Opening Scene A:

Characters Needed: Ariel, Eric, Sebastian, Flounder, Triton, Urchin, Mermaid Sisters, Adults, Company Sharks, Boy Sharks.

Opening Scene B: Pas De Deux

Characters Needed: Ariel and Eric

Scene 1A: Eric, Ariel, Mermaid Sisters, Triton, Urchin, Sebastian, Flounder, Company Sharks, Adults.

Scene 1B: Jaws

Characters Needed: Ariel, Severa, Eric, Triton, Urchin, Sebastian, Flounder, Mermaid Sisters, Company Sharks, Adults, Eels,

Scene 2: Stormy Weather

Characters Needed: Ariel, Severa, Eric, Company Sharks, Eels, Sebastian, Flounder, Triton.

Scene 3A: King Triton

Characters Needed: Triton, Urchin, Ariel, Mermaid Sisters, Sebastian, Flounder, Stingrays, Lionfish.

Scene 3B: The Ball

Characters Needed: Ariel, Triton, Urchin, Crabs, Stingrays, Lionfish, Grouper, Sebastian, Flounder, Mermaid Sisters, Angelfish.

Scene 4A: Severa, Eels, Company Sharks, Ariel

Scene 4B: Good Vibrations

Characters Needed: Severa, Eels, Company Sharks, Boy Sharks, Ariel, Triton, Urchin, Sebastian, Flounder, Mermaid Sisters.

Scene 5A: Under the Sea

Characters Needed: Triton, Sebastian, Flounder, Ariel, Mermaid Sisters, Rainbowfish, Seashells, Jellyfish.

Scene 5B: Beyond the Sea (Tap)

Characters Needed: Severa, Ariel, Company Sharks, Eels, Seahorses.

Scene 6: Kiss the Girl

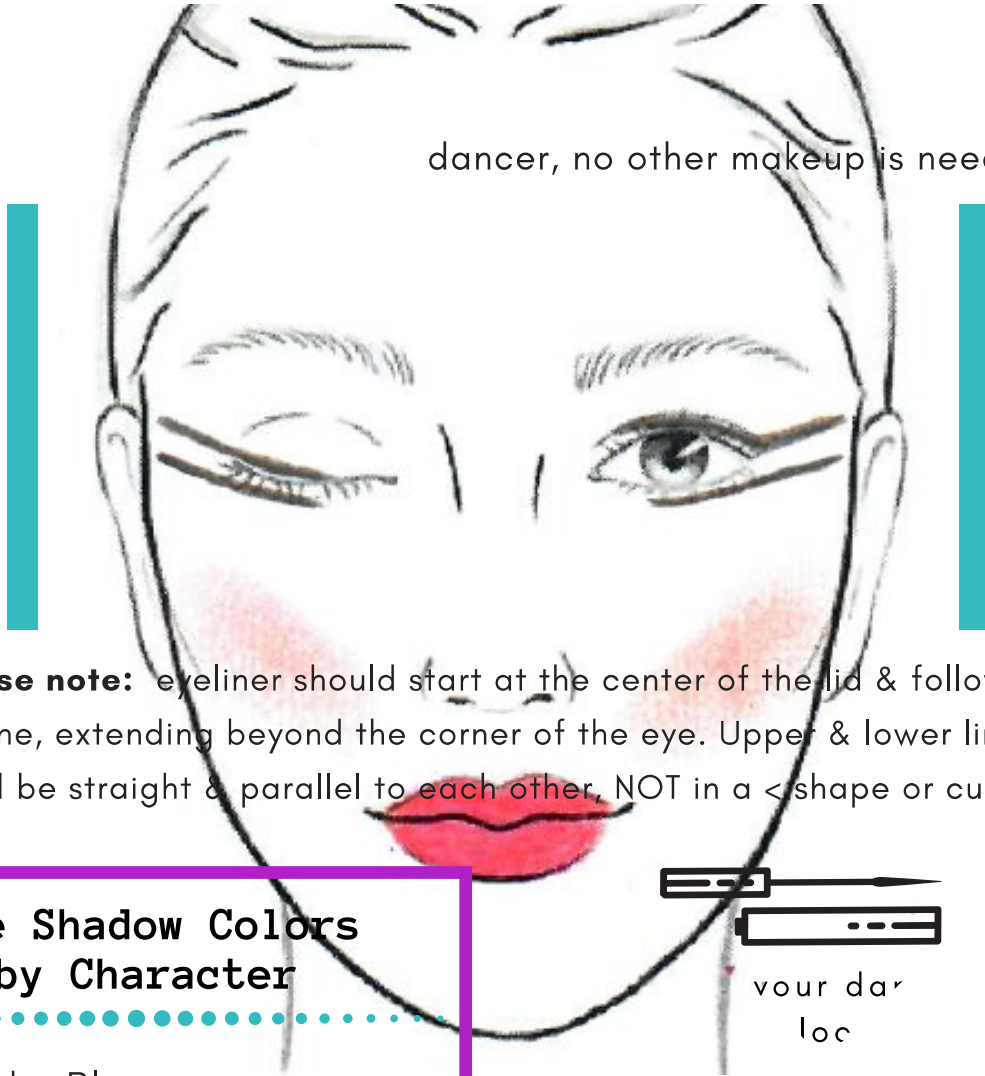
Characters Needed: Ariel, Eric, Sebastian, Flounder, Mermaid Sisters.

Choreographer: Will Scott

Scene 7: Eric, Ariel, Mermaid Sisters, Triton, Urchin, Sebastian, Flounder, Company Sharks, Adults, Eels, Lionfish, Stingrays.

The Little Mermaid *Ariel's Return* Makeup Guide

dancer, no other makeup is needed.



***Please note:** eyeliner should start at the center of the lid & follow the lash line, extending beyond the corner of the eye. Upper & lower lines should be straight & parallel to each other, NOT in a < shape or curved.

Eye Shadow Colors by Character

- Jellyfish - Blue
- Angelfish - Orange
- Grouper - any color
- Sea Shells - Pink
- Seahorse - Brown
- Crabs - Red
- Rainbowfish - Green

ODT Volunteer Guidelines

OWENSBORO

DANCE

THEATRE

Extra group chaperone:

If chaperoning a group, you are responsible for

- Making sure the dancers have on masks at all times
- Help the dancers maintain social distancing.
- Take to the restroom when needed: dancers may not go alone.
- Be sure dancers are safe- eyes on at all times
- Don't be afraid to redirect dancers as needed
- Stay with your group until all dancers have been picked up

Check in Volunteer:

- Check in extra performers upon entering
- Check in volunteers and give name tag
- Take temperatures of all who enter

Back Door Monitor:

- Direct performers to exit by the stage
- Watch to be sure extras leave with an adult

Social Distancing Monitoring:

- Walk around through the extras to help group leaders maintain social distancing
- Help monitor groups in the big areas

Cannon Hall Door Monitor:

- Sit at the door and monitor the performers entering and exiting

Dismissal Volunteers:

- Help staff line up extra performers
- Collect stickers from parents as they pick up their child

ODT special events always need volunteers to bring in items and work the event. We could not do what we do without volunteers like you.

Thank you



Sign up for important updates from ODT Alliance.

Get information for Little Mermaid- In Concert right on your phone—not on handouts.

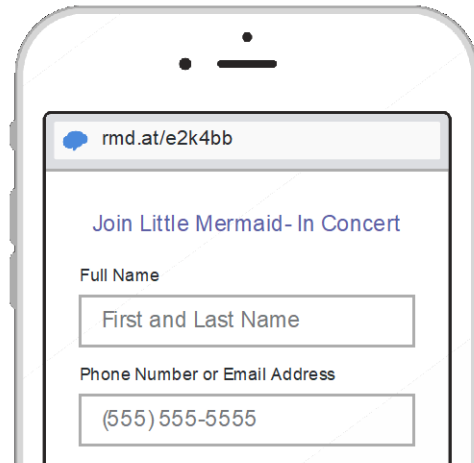
Pick a way to receive messages for Little Mermaid- In Concert:

A If you have a smartphone, get push notifications.

On your iPhone or Android phone, open your web browser and go to the following link:

rmd.at/e2k4bb

Follow the instructions to sign up for Remind. You'll be prompted to download the mobile app.

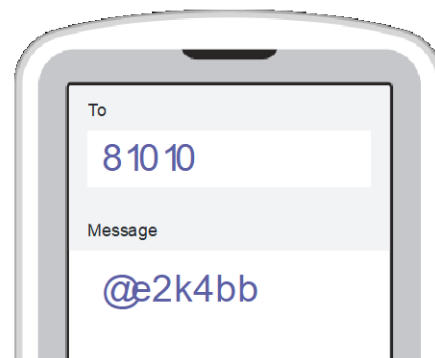


B If you don't have a smartphone, get text notifications.

Text the message [@e2k4bb](https://t.me/e2k4bb) to the number 81010.

If you're having trouble with 81010, try texting [@e2k4bb](https://t.me/e2k4bb) to (812) 420-1627.

** Standard text message rates apply.*



Don't have a mobile phone? Go to rmd.at/e2k4bb on a desktop computer to sign up for email notifications.

DREAM COPY

2103 Frederica Street, Owensboro Kentucky 42301
270-570-2063 - debra@dreamcopyphoto.com

MARCH 16th & 17th 2021

Please fill out and bring with you!

**To control the quality, no more than
2 children can be photographed together.*

*There will be a \$5 charge for an additional child.**

All orders included tax and we ship for FREE!

** Please Print Clearly! **

Parent Name: _____

Childs Name: _____

Childs Character: _____

Phone: _____

Email: _____

Address: _____

*This order form also serves as a model release.
Signing below gives Dream Copy Photography
permission to photograph your child. All images are
copyrighted and sole property of Dream Copy
Photography and cannot be scanned, copied or in
any way reproduced without written permission.*

Signature: _____

Official Use Only:

Paid: Cash Charge Check # _____

Photo #(s) _____

Notes: _____

In Concert 2021 Photo Pricing

CHOOSE HERE FIRST

Note: Package group will be the
same outfit as package individual.

Package One \$65
1 - Single Digital File
2 - Single 5x7's
8 - Wallets

Package Two \$50
2 - Single 5x7
8 - Wallets

Package Three \$40
1 - Single Digital File
with Print Rights.

Package Four \$35
1 - Single 5x7
8 - Wallets

Package Five \$35
2 - Single 5x7's

Package Six \$25
8x10 OR 5x7

{Add-ons}

	Quantity	Outfit
Additional Child - \$5	_____	_____
Single 5x7 - \$15	_____	_____
Single 8x10 - \$20	_____	_____
Single Digital File - \$30	_____	_____
8 Wallets - \$15	_____	_____
2 Magnets - \$15	_____	_____
5x7 Single Statuette - \$35	_____	_____

{Order Notes}

{Totals:}

Grand total: _____